



CRT® SS 3900 N

40 CX AM - FM - SSB
VERSION CITIZEN BAND

2 POSSIBLE OPTIONS

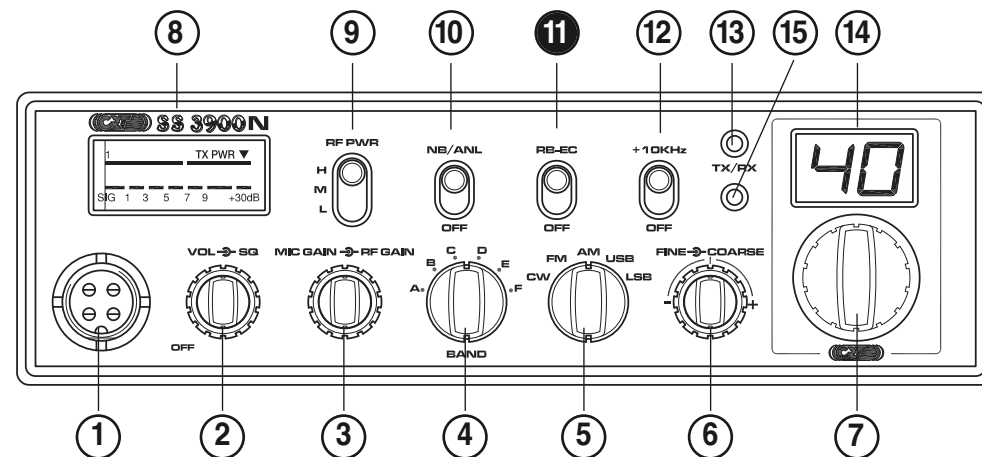


OWNER'S MANUAL

Downloaded from www.cbradio.nl

CRT® and SUPERSTAR® are registered and protected brands.

DESCRIPTION



1. MICRO CONNECTOR 4 PIN

2. ON/OFF VOLUME CONTROL - SQUELCH CONTROL

This Knob controls the volume and power to the radio. To turn radio on, rotate the knob clockwise. Turning the knob further will increase the volume of the receiver.

SQUELCH CONTROL

This switch is used to eliminate background noise being heard through the receiver, which can be disturbing when no transmission is being heard through the receiver. To use this feature, turn the switch fully counterclockwise and then turn clockwise slowly until the background noise is just eliminated. Further clockwise rotation will increase the threshold level, which a signal must overcome in order to be heard. Only strong signal will be heard at a maximum clockwise setting.

3. MIC GAIN CONTROL - RF GAIN CONTROL

MIC GAIN CONTROL : Adjust the microphone gain in the transmit modes. This controls the gain to the extent that full talk power is available several inches away from the microphone.

RF GAIN CONTROL :

This control is used to reduce the gain of the RF amplifier under strong signal conditions.

4. BAND A.B.C.D.E.F.

Command not operante - for future option.

5. MODE AM-FM-BLU

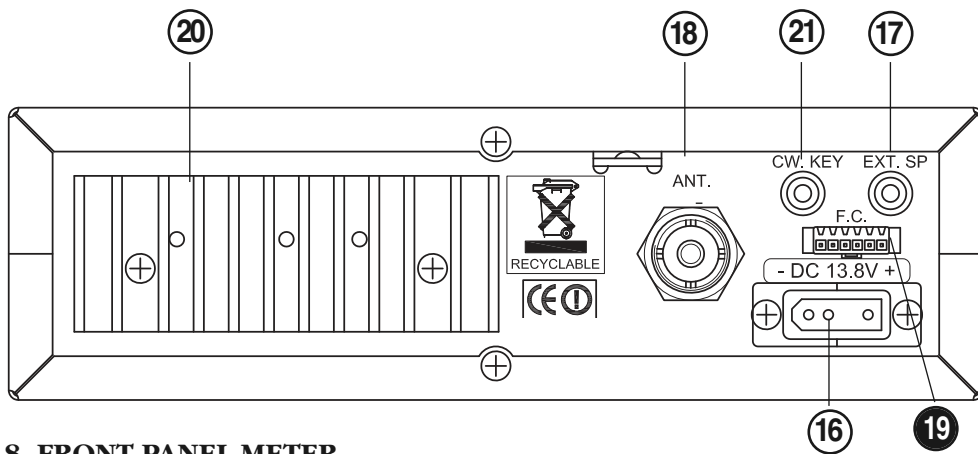
Allows to select modulation mode.

6. CLARIFIEUR

Potentiometer of regulation of the quality of the reception in SSB.

7. CHANNEL SELECTOR

This control is used to select a desired transmit and receive channel.



8. FRONT PANEL METER

The front panel meter allows the user to monitor signal strength, RF output power.

9. RF PWR CONTROL

Out put power adjustable antenna.

10. NB-ANL/OFF

Selector of filters noise blanker and ANL deletes the background noises and the parasites in mode reception.

11. RB-EC OPTION

Allows to put in functioning a beep of the end of emission. Equipped with the optional kit CRT SS KE allows the stake according to echo chamber, of this fact your beep roger replaced rest.

12. +10/OFF

Command not operante - for future option.

13. TX/RX LED

The red LED indicates the unit is in the transmit mode. The green LED indicates the unit is in the receive mode.

14. CHANNEL DISPLAY

The channel display indicates the current selected channel

15. LIGHT SENSOR

Automatic light dimmer.

16. DC POWER :

This accepts 13.8V DC power cable with built-in fuse. The power cord provided with the radio has a black and red wire. The black goes to negative and red goes to positive.

17. EXT. SP

This jack accepts 4 to 8 ohms, 5 watts external speaker. When the external speaker is connected to this jack, the built-in speaker will be disabled.

18. ANTENNA

This jack accepts 50 ohms coaxial cable with a PL-259 type plug

19. FREQUENCY COUNTER PLUG OPTION

Allows to link up CRT SS KF VI (frequency counter option (6 digits) for the display of the exact frequencies of your device. This frequency counter works in emission and reception.

20. RADIATOR

21. CW. KEY

Option - This jack is for Morse Code operation.

FREQUENCIES RANGE AVAILABLE

CHANNELS

CANAUX	FREQUENCE	CANAUX	FREQUENCE	CANAUX	FREQUENCE	CANAUX	FREQUENCE
1	26,965	11	27,085	21	27,215	31	27,315
2	26,975	12	27,105	22	27,225	32	27,325
3	26,985	13	27,115	23	27,255	33	27,335
4	27,005	14	27,125	24	27,235	34	27,345
5	27,015	15	27,135	25	27,245	35	27,355
6	27,025	16	27,155	26	27,265	36	27,365
7	27,035	17	27,165	27	27,275	37	27,375
8	27,055	18	27,175	28	27,285	38	27,385
9	27,065	19	27,185	29	27,295	39	27,395
10	27,075	20	27,205	30	27,305	40	27,405

CRT France – Route de Pagny – 21250 SEURRE declare that this equipment CRT SUPERSTAR 3900 N is in correspondance with the main part of the conditions and the other provisions in touch with the directive du R.TTE 1999/5/CE, documents N° EN 301 489 -13 / ISO 7637 / EN 300 135 / EN 300 433 / EN 60950



RECYCLABLE



M. CELESTRANO PHILIPPE
GERANT
LE 19/06/2010



This product is authorized in France. For a use in another country, the user has to acquaint with current laws with proper authorities.

C.R.T. FRANCE INTERNATIONAL S.A.R.L.

Route de Pagny - 21250 SEURRE - FRANCE

Capital de 762 500 euros

Tél. 03 80 26 91 91 - Fax : 03 80 26 91 00

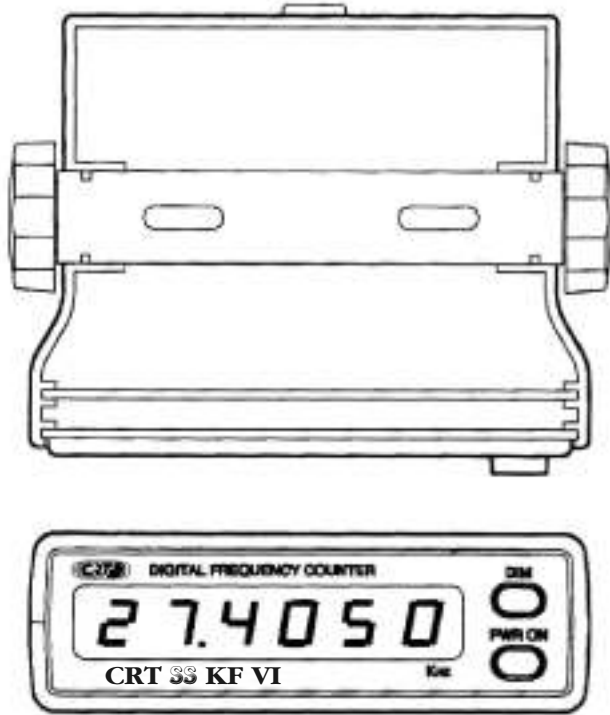
E-mail : superstar@crtfrance.com

Web site : www.crtfrance.com

TWO POSSIBLE OPTIONS

A. Reference : **CRT SS KF VI (AD 002200)**

FREQUENCY METER 6 DIGITS : works in emission and reception



Your **CRT SS 3900 N** is equipped with an outside plug to connect the frequency meter **CRT SS KF VI** (6 digits)

B. Reference : **CRT SS KE (AD 002210)**
(Kit echo chamber)

Your **CRT SS 3900 N** is ready to receive the kit echo chamber **CRT SS KE**.
No weld is necessary.
Only connectors to be set up - very easy installation.

CONDITIONS OF GUARANTEE

Our transceivers **CRT SUPERSTAR** are guaranteed on 1 year.

The other equipments : 6 months.

Any abnormality of functioning must be indicated to your retailer, who will intervene or will send it to our technical service for control

The spare parts of our devices are the object of no sending under guarantee

Are excluded of the guarantee :

- the damages caused by accidents, shocks, natural elements (lightning, thunderstorm, static electricity etc.)

- The transistors of power, the microphones, the fuses, the bad uses: badly adjusted antenna (too excessive), inversion of polarity, surge, bad connection etc. recognized by our technical service

- The interventions having modified the standards of approval of the device

PROCEDURE ON RETURNING TO THE AFTER-SALES SERVICE CRT

- If you send back a radio under guarantee for repair : you pay the freight costs to go. CRT will pay the freight costs return. If the radio is not under guarantee postal charges are at your expense.

- each device must be sent accompanied with a photocopy of the invoice as well as with a descriptive note of the noticed defect

If our AFTER-SALES SERVICE estimates the repair more expensive than the value of the device, this one will send you an estimate which must have returned to him accepted or refused. If the estimate is refused, the device will have carriage forward returned.

Notes



SUPERSTAR®

**Bon de Garantie
à conserver**

*Sans le Cachet du Distributeur,
la garantie sera nulle.*

Nom : Prénom :

Adresse :

Tél. :

Date d'achat :

Type :

Série N°

APPAREIL GARANTI 1 AN PIECES ET MAIN D'ŒUVRE

Cachet du Distributeur

POUR LA VALIDITE DE VOTRE GARANTIE

**Bon de Garantie
à découper et à retourner sous
enveloppe**

*dans un délai maximum de 15
jours après la date d'achat
à l'adresse suivante :*

**C.R.T. SUPERSTAR
DÉPARTEMENT GARANTIE**

ROUTE DE PAGNY

21250 SEURRE

FRANCE

Nom : Prénom :

Adresse :

Tél. :

Date d'achat :

Type :

Série N°

APPAREIL GARANTI 1 AN PIECES ET MAIN D'ŒUVRE

Cachet du Distributeur

Sans le Cachet du Distributeur, la garantie sera nulle.



SUPERSTAR
SARL au capital de 762 500 €
Route de Pagny
21250 SEURRE - France
TÉL. 03 80 26 91 91 - FAX 03 80 26 91 00
E-mail : superstar@crtfrance.com
Web site : www.crtfrance.com